

Leavers Equality Data

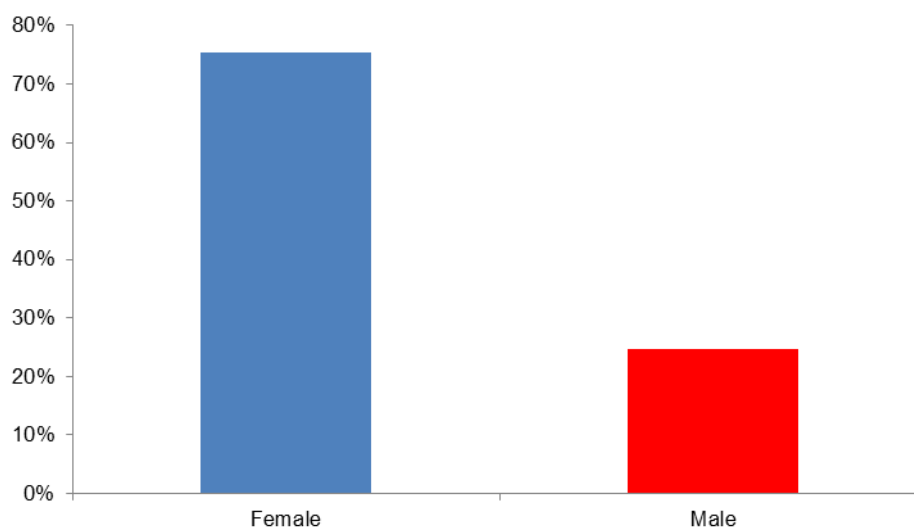
Workforce data provided below according to the protected characteristics currently recorded by the Trust.

This data was extracted as at 31 December 2016 when a total of 988 employees left Trust employment comprising of permanent and fixed term contract employees. Please note this is a four page document.

Gender

Protected Characteristic	Sub Group	Headcount	FTE	Headcount %
Gender	Female	744	578.24	75.30%
	Male	244	222.88	24.70%

Leavers Equality Data - Gender as at 31.12.2016

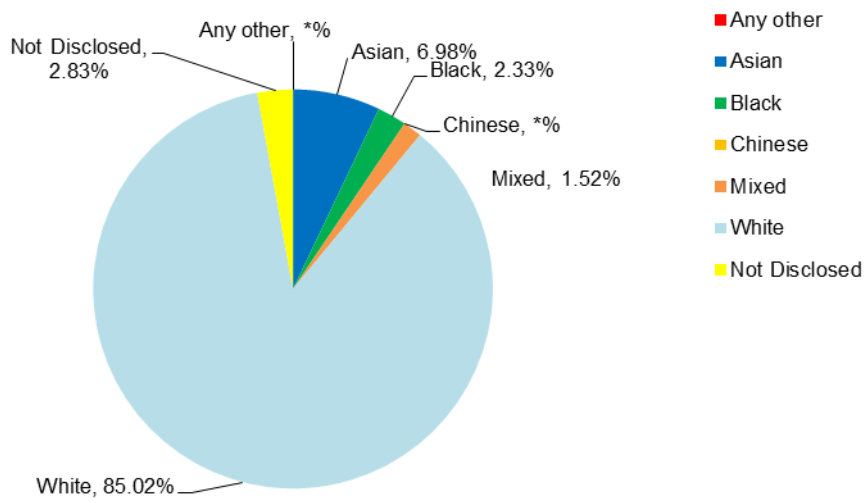


Ethnicity

Protected Characteristic	Sub Group	Headcount	FTE	Headcount %
Ethnicity	Any other	*	*	*
	Asian	69.00	64.75	0.07%
	Black	23.00	21.63	0.02%
	Chinese	*	*	*
	Mixed	15.00	14.40	0.02%
	White	840.00	666.23	0.85%
	Not Disclosed	28.00	22.11	0.03%

*** Number too low to report. As per Equalities & Human Right Commission guidance**

Leavers Equality Data - Ethnicity as at 31.12.2016

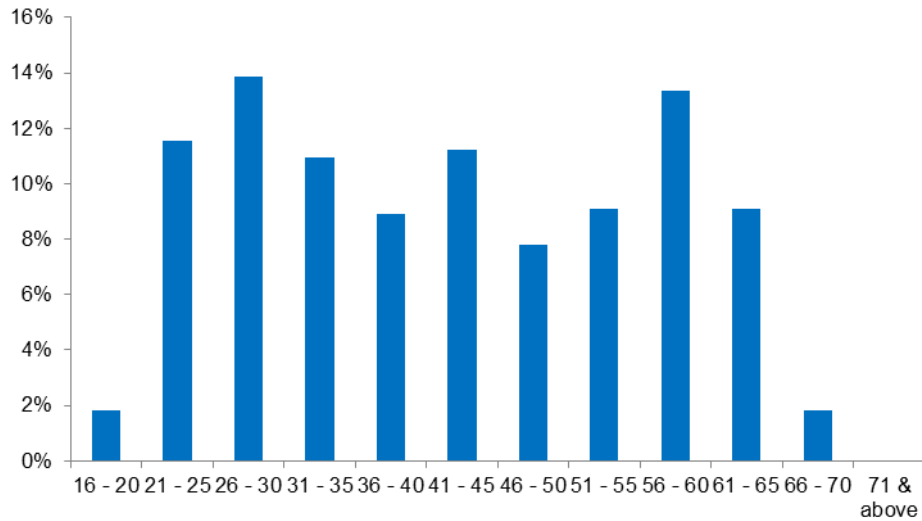


Age

Protected Characteristic	Sub Group	Headcount	FTE	Headcount %
Age	16 - 20	18	14.09	1.82%
	21 - 25	114	104.18	11.54%
	26 - 30	137	124.86	13.87%
	31 - 35	108	91.75	10.93%
	36 - 40	88	71.15	8.91%
	41 - 45	111	88.38	11.23%
	46 - 50	77	63.06	7.79%
	51 - 55	90	70.87	9.11%
	56 - 60	132	100.41	13.36%
	61 - 65	90	61.34	9.11%
	66 - 70	18	8.63	1.82%
	71 & above	*	*	*

*** Number too low to report. As per Equalities & Human Right Commission guidance**

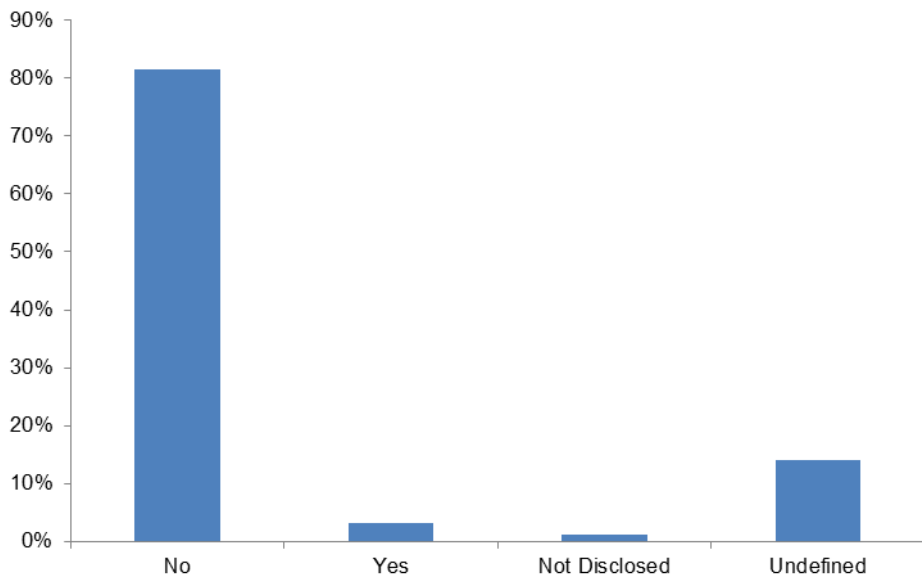
Leavers Equality Data - Age as at 31.12.2016



Disability

Protected Characteristic	Sub Group	Headcount	FTE	Headcount %
Disability	No	805	658.27	81.48%
	Yes	32	25.35	3.24%
	Not Disclosed	12	9.65	1.21%
	Undefined	139	107.84	14.07%

Leavers Equality Data - Disability as at 31.12.2016

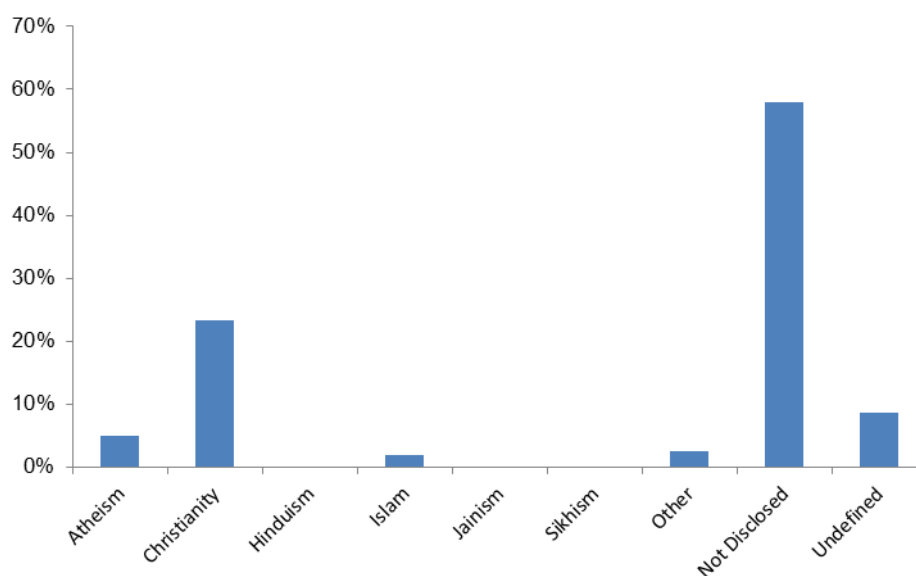


Religious / Belief

Protected Characteristic	Sub Group	Headcount	FTE	Headcount %
Religion / Belief	Atheism	48	43.27	4.86%
	Christianity	230	179.31	23.28%
	Hinduism	*	*	*
	Islam	19	17.80	1.92%
	Jainism	*	*	*
	Sikhism	*	*	*
	Other	24	19.96	2.43%
	Not Disclosed	572	466.18	57.89%
	Undefined	86	66.09	8.70%

*** Number too low to report. As per Equalities & Human Right Commission guidance**

Leavers Equality Data - Religious / Belief as at 31.12.2016

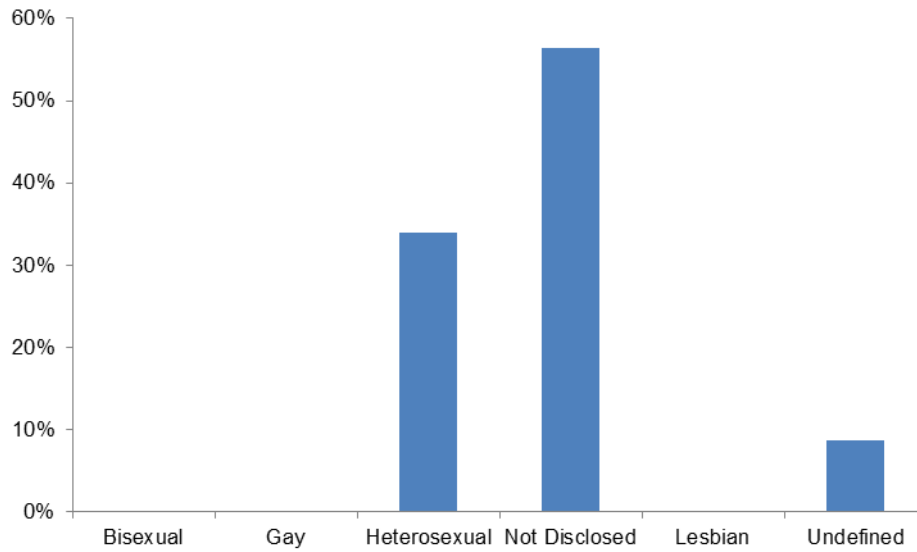


Sexual Orientation

Protected Characteristic	Sub Group	Headcount	FTE	Headcount %
Sexual Orientation	Bisexual	*	*	*
	Gay	*	*	*
	Heterosexual	335	275.37	33.91%
	Not Disclosed	557	450.94	56.38%
	Lesbian	*	*	*
	Undefined	86	66.09	8.70%

*** Number too low to report. As per Equalities & Human Right Commission guidance**

Leavers Equality Data - Sexual Orientation as at 31.12.2016



Marital Status

Protected Characteristic	Sub Group	Headcount	Headcount %
Marital Status	Civil Partnership	*	*
	Divorced	57	5.05%
	Legally Separated	13	1.24%
	Married	520	48.78%
	Single	350	39.80%
	Widowed	13	1.28%
	Undefined	27	3.06%

* Number too low to report. As per Equalities & Human Right Commission guidance

Leavers Equality Data - Marital Status as at 31.12.2016

